

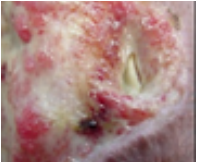





Wagner Grading Scale

classification system for diabetic foot ulcers

WAGNER GRADE	DESCRIPTION	EXAMPLE
0	Intact skin.	
I	Superficial ulcer of skin or subcutaneous tissue.	
II	Ulcer penetrates through subcutaneous tissue and may extend into tendon, bone or joint capsule.	
III	Ulcer extends into tendon, bone or capsule and is complicated by infection of the bone or tissue. Including, but not limited to, abscess, osteomyelitis, pyarthrosis, osteitis or infection of the tendon and tendon sheaths.	
IV	Wet or dry gangrene of toe(s), forefoot, or any area with localized gangrene.	
V	Extensive gangrene involving the whole foot.	

Once an ulcer becomes a Wagner Grade, it can only increase on the scale. It will remain its highest grade until closure.